






















Aircraft	Average Operations Per Day (All Hours)	Average Operations Per Night (10 p.m. - 7 a.m.)	Percent of Total (All Hours)	Percent of Total (10 p.m. - 7 a.m.)	Percentage of Total
Regional Aircraft					Day ■ Night ■
 CRJ200/700/900	421	32	17.5%	1.3%	
 E135/E145	669	50	27.8%	2.1%	
 E170	326	35	13.6%	1.5%	
 E190	8	2	0.0%	0.0%	
 C208	12	1	0.5%	0.0%	
Subtotal	1,436	120	59.4%	4.9%	
Narrow-Body Aircraft					
 A319/320/321	255	22	10.6%	0.9%	
 B717	5	0	0.2%	0.0%	
 B737	395	46	16.4%	1.9%	
 B757	39	4	1.6%	0.2%	
 MD80	54	2	2.2%	0.1%	
 MD90	10	1	0.4%	0.0%	
Subtotal	758	75	31.5%	3.1%	
Wide-Body Aircraft					
 A300	6	5	0.2%	0.2%	
 A330	18	1	0.7%	0.0%	
 A340	9	2	0.4%	0.1%	
 B747	40	12	1.7%	0.5%	
 B767	31	2	1.3%	0.1%	
 B777	53	8	2.2%	0.3%	
 B787	4	0	0.2%	0.0%	
 DC10	6	4	0.2%	0.2%	
 MD11	4	1	0.2%	0.0%	
Subtotal	171	35	7.1%	1.5%	
General Aviation	38	3	1.6%	0.1%	
Total	2,403	233	100%	10%	