






















Aircraft	Average Operations Per Day (All Hours)	Average Operations Per Night (10 p.m. - 7 a.m.)	Percent of Total (All Hours)	Percent of Total (10 p.m. - 7 a.m.)	Percentage of Total
<b>Regional Aircraft</b>					Day <span style="color: yellow;">■</span> Night <span style="color: blue;">■</span>
 CRJ200/700/900	364	25	17.4%	1.2%	
 E135/E145	534	40	25.5%	1.9%	
 E170	291	26	13.9%	1.2%	
 E190	9	1	0.0%	0.0%	
 C208	20	2	1.0%	0.1%	
<b>Subtotal</b>	<b>1,218</b>	<b>94</b>	<b>57.8%</b>	<b>4.4%</b>	
<b>Narrow-Body Aircraft</b>					
 A319/320/321	247	26	11.8%	1.2%	
 B717	4	0	0.2%	0.0%	
 B737	349	38	16.7%	1.8%	
 B757	36	4	1.7%	0.2%	
 MD80	67	6	3.2%	0.3%	
 MD90	6	0	0.3%	0.0%	
<b>Subtotal</b>	<b>709</b>	<b>74</b>	<b>33.9%</b>	<b>3.5%</b>	
<b>Wide-Body Aircraft</b>					
 A300	5	5	0.2%	0.2%	
 A330	12	1	0.6%	0.0%	
 A340	3	1	0.1%	0.0%	
 B747	36	9	1.7%	0.4%	
 B767	28	3	1.3%	0.1%	
 B777	47	9	2.2%	0.4%	
 B787	3	1	0.1%	0.0%	
 DC10	6	4	0.3%	0.2%	
 MD11	3	1	0.1%	0.0%	
<b>Subtotal</b>	<b>143</b>	<b>34</b>	<b>6.8%</b>	<b>1.6%</b>	
<b>General Aviation</b>	<b>22</b>	<b>2</b>	<b>1.1%</b>	<b>0.1%</b>	
<b>Total</b>	<b>2,092</b>	<b>204</b>	<b>100%</b>	<b>10%</b>	