
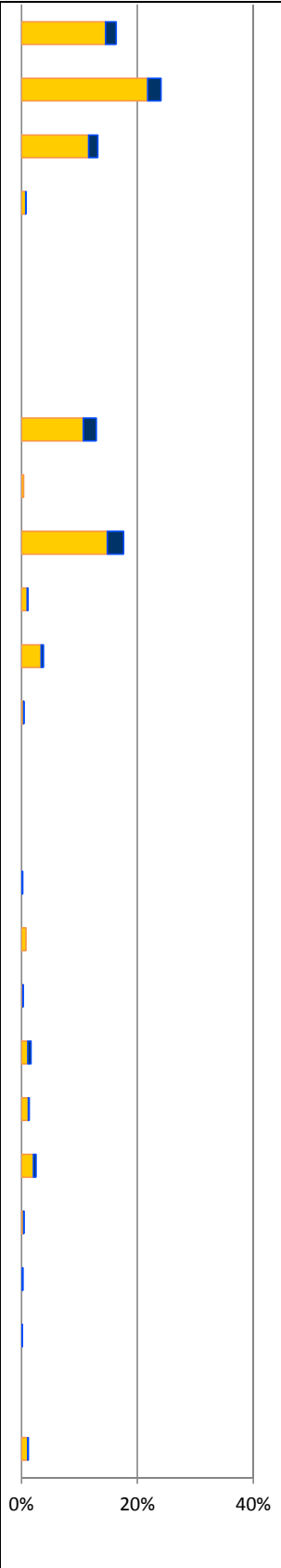





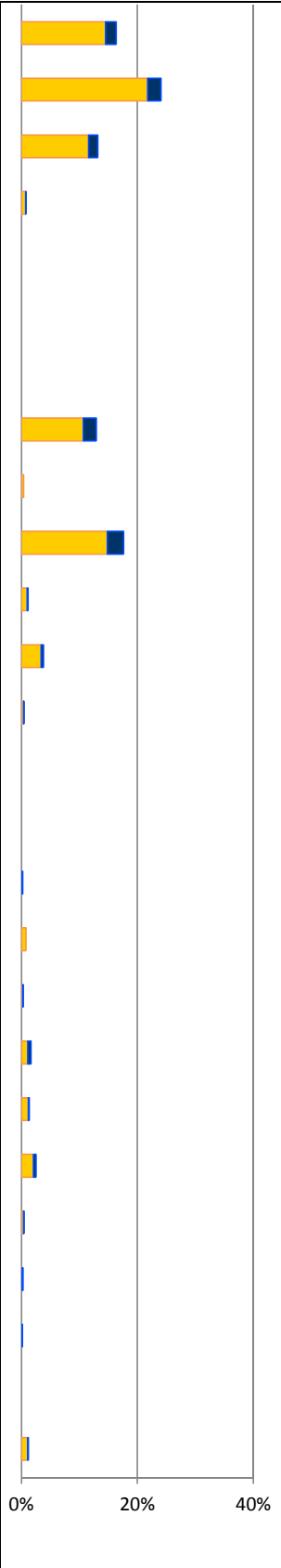






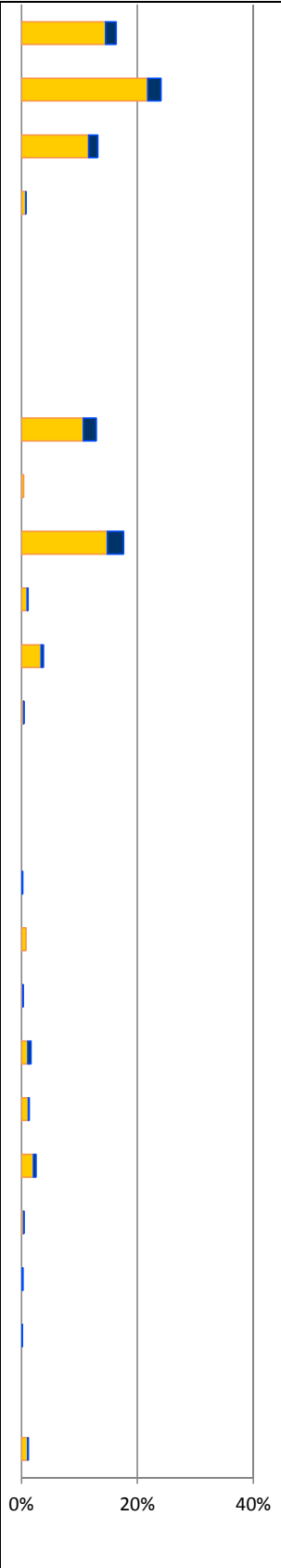










Aircraft	Average Operations Per Day (All Hours)	Average Operations Per Night (10 p.m. - 7 a.m.)	Percent of Total (All Hours)	Percent of Total (10 p.m. - 7 a.m.)	Percentage of Total
<b>Regional Aircraft</b>					Day <span style="color: yellow;">■</span> Night <span style="color: blue;">■</span>
 CRJ200/700/900	403	45	16.3%	1.8%	
 E135/E145	593	56	24.0%	2.3%	
 E170	325	39	13.2%	1.6%	
 E190	12	2	0.0%	0.0%	
 C208	19	1	0.8%	0.0%	
<b>Subtotal</b>	<b>1,352</b>	<b>143</b>	<b>54.3%</b>	<b>5.7%</b>	
<b>Narrow-Body Aircraft</b>					
 A319/320/321	319	56	12.9%	2.3%	
 B717	9	0	0.4%	0.0%	
 B737	435	70	17.6%	2.8%	
 B757	28	4	1.1%	0.2%	
 MD80	94	10	3.8%	0.4%	
 MD90	11	1	0.4%	0.0%	
<b>Subtotal</b>	<b>896</b>	<b>141</b>	<b>36.3%</b>	<b>5.7%</b>	
<b>Wide-Body Aircraft</b>					
 A300	5	5	0.2%	0.2%	
 A330	19	0	0.8%	0.0%	
 A340	7	2	0.3%	0.1%	
 B747	41	14	1.7%	0.6%	
 B767	33	3	1.3%	0.1%	
 B777	62	11	2.5%	0.4%	
 B787	10	1	0.4%	0.0%	
 DC10	7	4	0.3%	0.2%	
 MD11	4	1	0.2%	0.0%	
<b>Subtotal</b>	<b>188</b>	<b>41</b>	<b>7.6%</b>	<b>1.7%</b>	
<b>General Aviation</b>	<b>30</b>	<b>3</b>	<b>1.2%</b>	<b>0.1%</b>	
<b>Total</b>	<b>2,466</b>	<b>328</b>	<b>100%</b>	<b>13%</b>	