
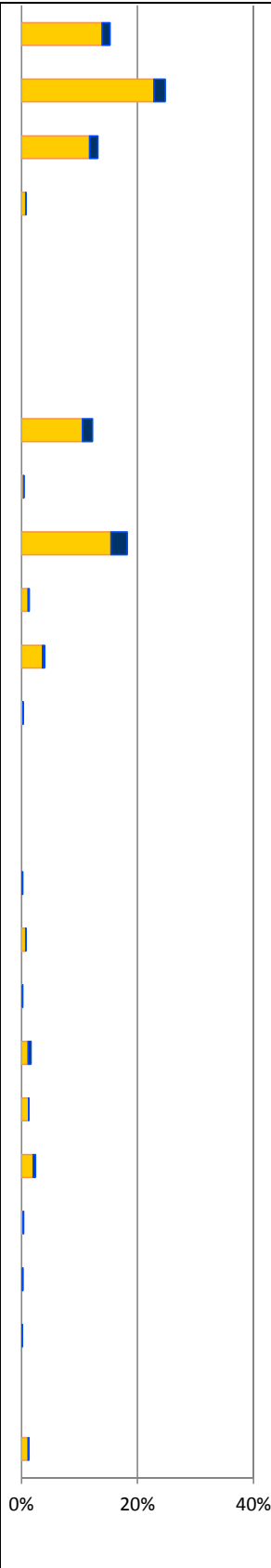





















Aircraft	Average Operations Per Day (All Hours)	Average Operations Per Night (10 p.m. - 7 a.m.)	Percent of Total (All Hours)	Percent of Total (10 p.m. - 7 a.m.)	Percentage of Total
Regional Aircraft					
 CRJ200/700/900	382	34	15.3%	1.4%	
 E135/E145	620	48	24.8%	1.9%	
 E170	330	36	13.2%	1.4%	
 E190	14	2	0.0%	0.0%	
 C208	20	1	0.8%	0.0%	
Subtotal	1,366	121	54.0%	4.8%	
Narrow-Body Aircraft					
 A319/320/321	306	43	12.2%	1.7%	
 B717	10	1	0.4%	0.0%	
 B737	456	70	18.2%	2.8%	
 B757	34	5	1.4%	0.2%	
 MD80	101	10	4.0%	0.4%	
 MD90	8	1	0.3%	0.0%	
Subtotal	915	130	36.6%	5.2%	
Wide-Body Aircraft					
 A300	6	5	0.2%	0.2%	
 A330	20	1	0.8%	0.0%	
 A340	6	1	0.2%	0.0%	
 B747	42	13	1.7%	0.5%	
 B767	33	2	1.3%	0.1%	
 B777	61	10	2.4%	0.4%	
 B787	9	1	0.4%	0.0%	
 DC10	7	4	0.3%	0.2%	
 MD11	4	1	0.2%	0.0%	
Subtotal	188	38	7.5%	1.5%	
General Aviation	33	4	1.3%	0.2%	
Total	2,502	293	100%	12%	