
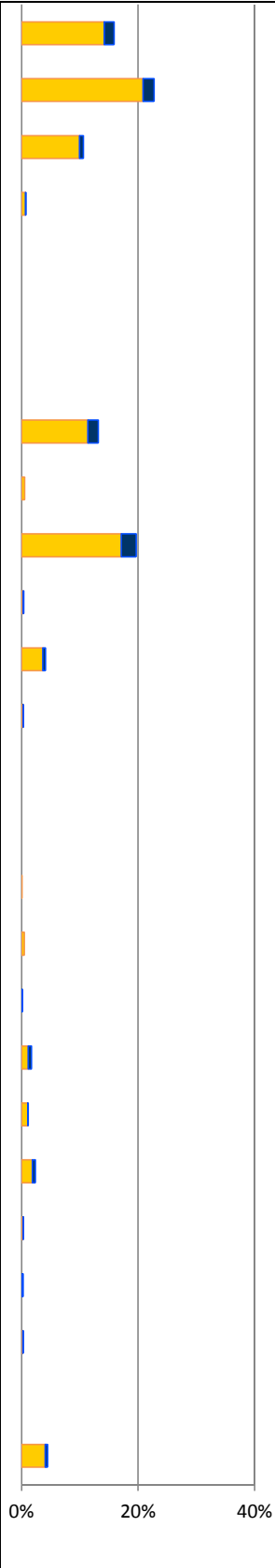





















Aircraft	Average Operations Per Day (All Hours)	Average Operations Per Night (10 p.m. - 7 a.m.)	Percent of Total (All Hours)	Percent of Total (10 p.m. - 7 a.m.)	Percentage of Total
Regional Aircraft					
 CRJ200/700/900	368	39	15.9%	1.7%	
 E135/E145	527	44	22.7%	1.9%	
 E170	246	16	10.6%	0.7%	
 E190	13	0	0.0%	0.0%	
 C208	17	1	0.7%	0.0%	
Subtotal	1,171	100	50.0%	4.3%	
Narrow-Body Aircraft					
 A319/320/321	305	41	13.2%	1.8%	
 B717	12	0	0.5%	0.0%	
 B737	456	60	19.7%	2.6%	
 B757	9	3	0.4%	0.1%	
 MD80	95	10	4.1%	0.4%	
 MD90	8	1	0.3%	0.0%	
Subtotal	885	115	38.2%	5.0%	
Wide-Body Aircraft					
 A300	1	0	0.0%	0.0%	
 A330	11	0	0.5%	0.0%	
 A340	3	1	0.1%	0.0%	
 B747	40	13	1.7%	0.6%	
 B767	27	2	1.2%	0.1%	
 B777	55	12	2.4%	0.5%	
 B787	7	1	0.3%	0.0%	
 DC10	6	4	0.3%	0.2%	
 MD11	7	2	0.3%	0.1%	
Subtotal	157	35	6.8%	1.5%	
General Aviation	104	10	4.5%	0.4%	
Total	2,317	260	100%	11%	