























Aircraft	Average Operations Per Day (All Hours)	Average Operations Per Night (10 p.m. - 7 a.m.)	Percent of Total (All Hours)	Percent of Total (10 p.m. - 7 a.m.)
 CRJ200/700/900	763	74	29.1%	2.8%
 E135/E145	250	18	9.5%	0.7%
 E170	278	20	10.6%	0.8%
 E190	25	2	1.0%	0.1%
 C208	11	1	0.4%	0.0%
Subtotal	1,327	115	50.6%	4.4%

Regional Aircraft

 A319/320/321	396	76	15.1%	2.9%
 B717	31	1	1.2%	0.0%
 B737	560	77	21.4%	2.9%
 B757	56	14	2.1%	0.5%
 MD80	17	3	0.6%	0.1%
 MD90	5	0	0.2%	0.0%
Subtotal	1,065	171	40.6%	6.5%

Narrow-Body Aircraft

 A300	3	2	0.1%	0.1%
 A330	15	0	0.6%	0.0%
 A340	4	1	0.2%	0.0%
 A350	2	1	0.1%	0.0%
 A380	2	0	0.1%	0.0%
 B747	34	11	1.3%	0.4%
 B767	20	5	0.8%	0.2%
 B777	65	11	2.5%	0.4%
 B787	38	4	1.4%	0.2%
 DC10	4	2	0.2%	0.1%
 MD11	6	2	0.2%	0.1%
Subtotal	193	39	7.4%	1.5%

Wide-Body Aircraft

General Aviation	37	3	1.4%	0.1%
-------------------------	-----------	----------	-------------	-------------

Total	2,622	328	100%	13%
--------------	--------------	------------	-------------	------------

