
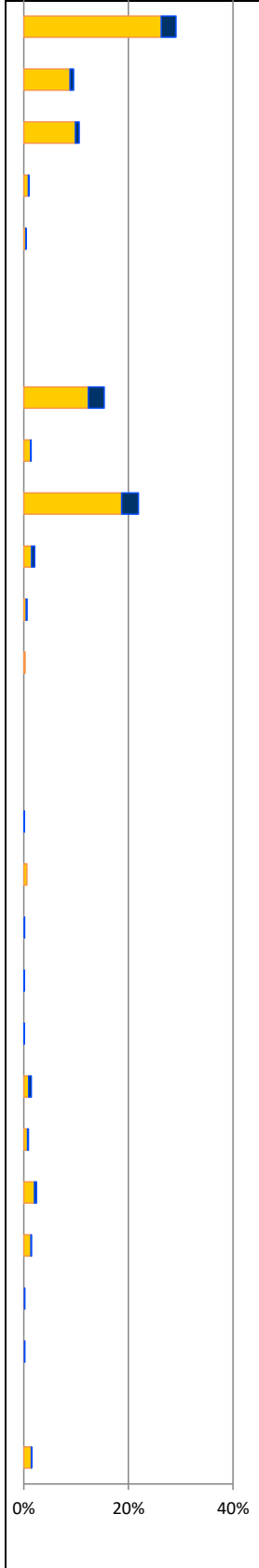























Aircraft	Average Operations Per Day (All Hours)	Average Operations Per Night (10 p.m. - 7 a.m.)	Percent of Total (All Hours)	Percent of Total (10 p.m. - 7 a.m.)	Percentage of Total
Regional Aircraft					Day ■ Night ■
 CRJ200/700/900	713	80	27.4%	3.1%	
 E135/E145	251	20	9.7%	0.8%	
 E170	282	25	10.9%	1.0%	
 E190	25	2	1.0%	0.1%	
 C208	10	1	0.4%	0.0%	
Subtotal	1,281	128	49.3%	4.9%	
Narrow-Body Aircraft					
 A319/320/321	399	78	15.4%	3.0%	
 B717	36	1	1.4%	0.0%	
 B737	569	83	21.9%	3.2%	
 B757	54	15	2.1%	0.6%	
 MD80	16	4	0.6%	0.2%	
 MD90	6	0	0.2%	0.0%	
Subtotal	1,080	181	41.6%	7.0%	
Wide-Body Aircraft					
 A300	3	2	0.1%	0.1%	
 A330	15	0	0.6%	0.0%	
 A340	4	1	0.2%	0.0%	
 A350	2	1	0.1%	0.0%	
 A380	2	1	0.1%	0.0%	
 B747	37	13	1.4%	0.5%	
 B767	23	5	0.9%	0.2%	
 B777	63	10	2.4%	0.4%	
 B787	39	4	1.5%	0.2%	
 DC10	5	2	0.2%	0.1%	
 MD11	5	2	0.2%	0.1%	
Subtotal	198	41	7.6%	1.6%	
General Aviation	39	2	1.5%	0.1%	
Total	2,598	352	100%	14%	