
























Aircraft	Average Operations Per Day (All Hours)	Average Operations Per Night (10 p.m. - 7 a.m.)	Percent of Total (All Hours)	Percent of Total (10 p.m. - 7 a.m.)	Percentage of Total
<b>Regional Aircraft</b>					Day <span style="color: yellow;">■</span> Night <span style="color: blue;">■</span>
 CRJ200/700/900	648	52	26.6%	2.1%	
 E135/E145	323	22	13.2%	0.9%	
 E170/E175	280	20	11.5%	0.8%	
 E190	25	2	1.0%	0.1%	
 C208	11	1	0.5%	0.0%	
<b>Subtotal</b>	<b>1,287</b>	<b>97</b>	<b>52.7%</b>	<b>4.0%</b>	
<b>Narrow-Body Aircraft</b>					
 A319/320/321	356	51	14.6%	2.1%	
 B717	24	1	1.0%	0.0%	
 B737	510	55	20.9%	2.3%	
 B757	38	9	1.6%	0.4%	
 MD80	13	2	0.5%	0.1%	
 MD90	0	0	0.0%	0.0%	
<b>Subtotal</b>	<b>941</b>	<b>118</b>	<b>38.6%</b>	<b>4.8%</b>	
<b>Wide-Body Aircraft</b>					
 A300	4	2	0.2%	0.1%	
 A330	13	1	0.5%	0.0%	
 A340	1	0	0.0%	0.0%	
 A350	2	0	0.1%	0.0%	
 A380	0	0	0.0%	0.0%	
 B747	35	11	1.4%	0.5%	
 B767	24	5	1.0%	0.2%	
 B777	64	12	2.6%	0.5%	
 B787	27	3	1.1%	0.1%	
 DC10	3	1	0.1%	0.0%	
 MD11	9	4	0.4%	0.2%	
<b>Subtotal</b>	<b>182</b>	<b>39</b>	<b>7.5%</b>	<b>1.6%</b>	
<b>General Aviation</b>	<b>30</b>	<b>2</b>	<b>1.2%</b>	<b>0.1%</b>	
<b>Total</b>	<b>2,440</b>	<b>256</b>	<b>100%</b>	<b>10%</b>	