























Aircraft	Average Operations Per Day (All Hours)	Average Operations Per Night (10 p.m. - 7 a.m.)	Percent of Total (All Hours)	Percent of Total (10 p.m. - 7 a.m.)
 CRJ200/700/900	524	46	24.9%	2.2%
 E135/E145	276	22	13.1%	1.0%
 E170/E175	233	17	11.1%	0.8%
 E190	22	2	1.0%	0.1%
 C208	9	1	0.4%	0.0%
Subtotal	1,064	88	50.6%	4.2%

Regional Aircraft

 A319/320/321	301	50	14.3%	2.4%
 B717	23	2	1.1%	0.1%
 B737	474	51	22.5%	2.4%
 B757	28	6	1.3%	0.3%
 MD80	12	2	0.6%	0.1%
 MD90	7	0	0.3%	0.0%
Subtotal	845	111	40.2%	5.3%

Narrow-Body Aircraft

 A300	3	2	0.1%	0.1%
 A330	10	1	0.5%	0.0%
 A340	1	0	0.0%	0.0%
 A350	2	1	0.1%	0.0%
 A380	0	0	0.0%	0.0%
 B747	31	9	1.5%	0.4%
 B767	21	5	1.0%	0.2%
 B777	63	12	3.0%	0.6%
 B787	24	4	1.1%	0.2%
 DC10	5	2	0.2%	0.1%
 MD11	5	2	0.2%	0.1%
Subtotal	165	38	7.9%	1.8%

Wide-Body Aircraft

General Aviation	28	2	1.3%	0.1%
-------------------------	-----------	----------	-------------	-------------

Total	2,102	239	100%	11%
--------------	--------------	------------	-------------	------------

