
























Aircraft		Average Operations Per Day (All Hours)	Average Operations Per Night (10 p.m. - 7 a.m.)	Percent of Total (All Hours)	Percent of Total (10 p.m. - 7 a.m.)	Percentage of Total
Regional Aircraft						Day ■ Night ■
	CRJ200/700/900	646	49	24.4%	1.8%	
	E135/E145	365	24	13.8%	0.9%	
	E170/E175	318	26	12.0%	1.0%	
	E190	25	3	0.9%	0.1%	
	C208/C402	17	1	0.6%	0.0%	
Subtotal		1,371	103	51.7%	3.9%	
Narrow-Body Aircraft						
	A319/320/321	423	63	16.0%	2.4%	
	B717	44	2	1.7%	0.1%	
	B737	525	56	19.8%	2.1%	
	B757	42	9	1.6%	0.3%	
	MD80	3	0	0.1%	0.0%	
	MD90	9	2	0.3%	0.1%	
Subtotal		1,046	132	39.5%	5.0%	
Wide-Body Aircraft						
	A300	5	3	0.2%	0.1%	
	A330	16	2	0.6%	0.1%	
	A340	4	1	0.2%	0.0%	
	A350	3	0	0.1%	0.0%	
	A380	2	0	0.1%	0.0%	
	B747	37	13	1.4%	0.5%	
	B767	25	8	0.9%	0.3%	
	B777	69	11	2.6%	0.4%	
	B787	34	5	1.3%	0.2%	
	DC10	3	1	0.1%	0.0%	
	MD11	3	1	0.1%	0.0%	
Subtotal		201	45	7.6%	1.7%	
General Aviation		32	2	1.2%	0.1%	
Total		2,650	282	100%	11%	