
























Aircraft		Average Operations Per Day (All Hours)	Average Operations Per Night (10 p.m. - 7 a.m.)	Percent of Total (All Hours)	Percent of Total (10 p.m. - 7 a.m.)	Percentage of Total
<b>Regional Aircraft</b>						Day <span style="color: yellow;">■</span> Night <span style="color: blue;">■</span>
	CRJ200/700/900	596	42	24.0%	1.7%	
	E135/E145	327	21	13.2%	0.8%	
	E170/E175	345	27	13.9%	1.1%	
	E190	12	2	0.5%	0.1%	
	C208/C402	16	1	0.6%	0.0%	
<b>Subtotal</b>		<b>1,296</b>	<b>93</b>	<b>52.2%</b>	<b>3.7%</b>	
<b>Narrow-Body Aircraft</b>						
	A319/320/321	374	55	15.1%	2.2%	
	B717	42	2	1.7%	0.1%	
	B737	503	58	20.3%	2.3%	
	B757	42	9	1.7%	0.4%	
	MD80	4	0	0.2%	0.0%	
	MD90	9	2	0.4%	0.1%	
<b>Subtotal</b>		<b>974</b>	<b>126</b>	<b>39.2%</b>	<b>5.1%</b>	
<b>Wide-Body Aircraft</b>						
	A300	5	4	0.2%	0.2%	
	A330	16	1	0.6%	0.0%	
	A340	5	2	0.2%	0.1%	
	A350	0	0	0.0%	0.0%	
	A380	0	0	0.0%	0.0%	
	B747	36	12	1.4%	0.5%	
	B767	23	7	0.9%	0.3%	
	B777	67	12	2.7%	0.5%	
	B787	31	3	1.2%	0.1%	
	DC10	3	1	0.1%	0.0%	
	MD11	2	1	0.1%	0.0%	
<b>Subtotal</b>		<b>188</b>	<b>43</b>	<b>7.6%</b>	<b>1.7%</b>	
<b>General Aviation</b>		<b>25</b>	<b>2</b>	<b>1.0%</b>	<b>0.1%</b>	
<b>Total</b>		<b>2,483</b>	<b>264</b>	<b>100%</b>	<b>11%</b>	