


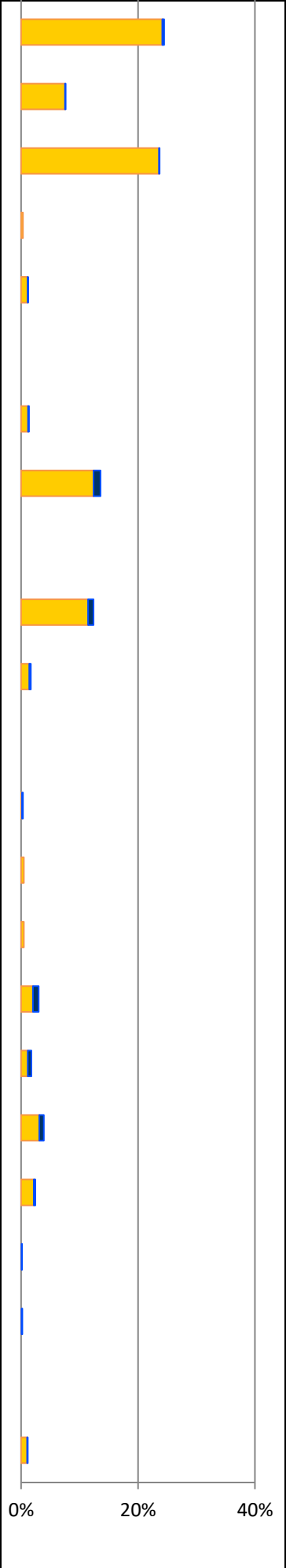




















Aircraft	Average Operations Per Day (All Hours)	Average Operations Per Night (10 p.m. - 7 a.m.)	Percent of Total (All Hours)	Percent of Total (10 p.m. - 7 a.m.)	Percentage of Total
Regional Aircraft					
 CRJ200/700/900	328	4	24.5%	0.3%	Day  Night  
 E135/E145	102	1	7.6%	0.1%	
 E170/E175	318	2	23.7%	0.1%	
 E190	4	0	0.3%	0.0%	
 Turboprop Aircraft	16	1	1.2%	0.1%	
Subtotal	768	8	57.3%	0.6%	
Narrow-Body Aircraft					
 A220	18	2	1.3%	0.1%	
 A319/320/321	182	16	13.6%	1.2%	
 B717	0	0	0.0%	0.0%	
 B737	166	12	12.4%	0.9%	
 B757	22	3	1.6%	0.2%	
Subtotal	388	33	28.9%	2.3%	
Wide-Body Aircraft					
 A300	4	2	0.3%	0.1%	
 A330	6	0	0.4%	0.0%	
 A350	6	0	0.4%	0.0%	
 B747	40	13	3.0%	1.0%	
 B767	24	9	1.8%	0.7%	
 B777	52	10	3.9%	0.7%	
 B787	33	4	2.5%	0.3%	
 DC10	2	1	0.1%	0.1%	
 MD11	3	2	0.2%	0.1%	
Subtotal	170	41	12.7%	3.1%	
General Aviation	15	1	1.1%	0.1%	
Total	1,341	83	100%	6%	