
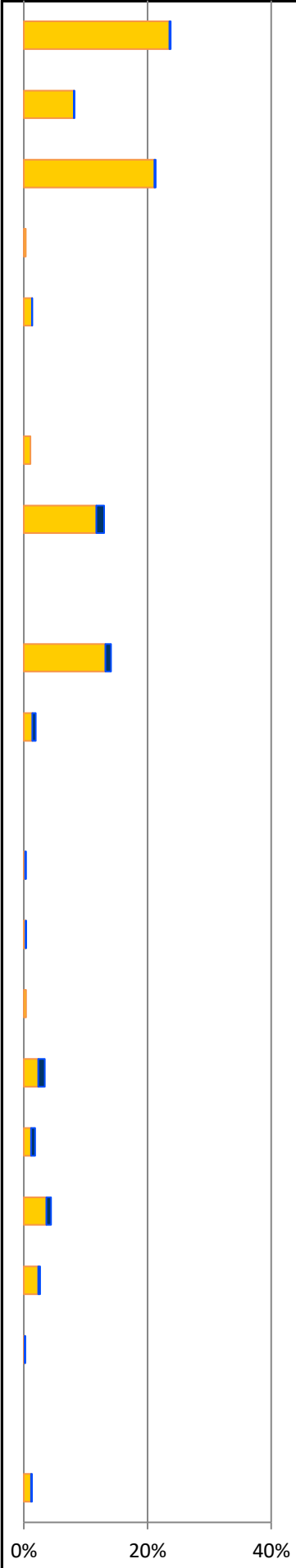



















Aircraft	Average Operations Per Day (All Hours)	Average Operations Per Night (10 p.m. - 7 a.m.)	Percent of Total (All Hours)	Percent of Total (10 p.m. - 7 a.m.)	Percentage of Total
Regional Aircraft					
 CRJ200/700/900	308	3	23.8%	0.2%	
 E135/E145	106	1	8.2%	0.1%	
 E170/E175	276	2	21.3%	0.2%	
 E190	4	0	0.3%	0.0%	
 Turboprop Aircraft	18	1	1.4%	0.1%	
Subtotal	712	7	54.9%	0.5%	
Narrow-Body Aircraft					
 A220	14	0	1.1%	0.0%	
 A319/320/321	168	16	13.0%	1.2%	
 B717	0	0	0.0%	0.0%	
 B737	183	12	14.1%	0.9%	
 B757	25	7	1.9%	0.5%	
Subtotal	390	35	30.1%	2.7%	
Wide-Body Aircraft					
 A300	5	2	0.4%	0.2%	
 A330	5	1	0.4%	0.1%	
 A350	5	0	0.4%	0.0%	
 B747	44	14	3.4%	1.1%	
 B767	24	9	1.9%	0.7%	
 B777	57	10	4.4%	0.8%	
 B787	34	4	2.6%	0.3%	
 MD10/11	3	1	0.2%	0.1%	
Subtotal	177	41	13.7%	3.2%	
General Aviation	17	2	1.3%	0.2%	
Total	1,296	85	100%	7%	