





















Aircraft	Average Operations Per Day (All Hours)	Average Operations Per Night (10 p.m. - 7 a.m.)	Percent of Total (All Hours)	Percent of Total (10 p.m. - 7 a.m.)	Percentage of Total
Regional Aircraft					Day ■ Night ■
 CRJ200/700/900	322	5	24.9%	0.4%	
 E135/E145	94	7	7.3%	0.5%	
 E170/E175	246	7	19.1%	0.5%	
 E190	4	0	0.3%	0.0%	
 Turboprop Aircraft	18	1	1.4%	0.1%	
Subtotal	684	20	53.0%	1.5%	
Narrow-Body Aircraft					
 A220	14	1	1.1%	0.1%	
 A319/320/321	176	22	13.6%	1.7%	
 B717	0	0	0.0%	0.0%	
 B737	187	14	14.5%	1.1%	
 B757	22	5	1.7%	0.4%	
Subtotal	399	42	30.9%	3.3%	
Wide-Body Aircraft					
 A300	4	2	0.3%	0.2%	
 A330	5	0	0.4%	0.0%	
 A340	1	0	0.1%	0.0%	
 A350	6	0	0.5%	0.0%	
 B747	42	15	3.3%	1.2%	
 B767	24	10	1.9%	0.8%	
 B777	72	13	5.6%	1.0%	
 B787	32	5	2.5%	0.4%	
 MD10/11	4	2	0.3%	0.2%	
Subtotal	190	47	14.7%	3.6%	
General Aviation	18	2	1.4%	0.2%	
Total	1,291	111	100%	9%	