
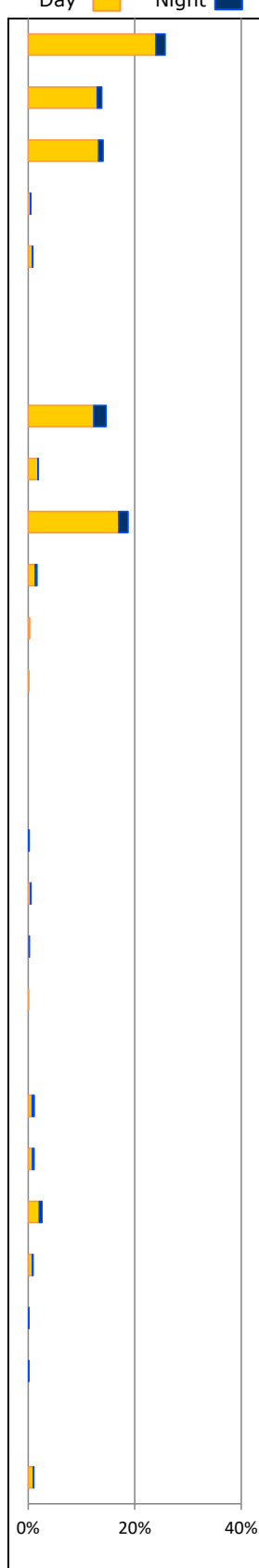























Aircraft	Average Operations Per Day (All Hours)	Average Operations Per Night (10 p.m. - 7 a.m.)	Percent of Total (All Hours)	Percent of Total (10 p.m. - 7 a.m.)	Percentage of Total
Regional Aircraft					Day ■ Night ■
 CRJ200/700/900	598	41	25.7%	1.8%	
 E135/E145	321	20	13.8%	0.9%	
 E170/E175	327	20	14.1%	0.9%	
 E190	11	1	0.5%	0.0%	
 C208/C402	20	1	0.9%	0.0%	
Subtotal	1,277	83	54.9%	3.6%	
Narrow-Body Aircraft					
 A319/320/321	340	54	14.6%	2.3%	
 B717	44	2	1.9%	0.1%	
 B737	436	41	18.7%	1.8%	
 B757	38	8	1.6%	0.3%	
 MD80	6	0	0.3%	0.0%	
 MD90	2	0	0.1%	0.0%	
Subtotal	866	105	37.2%	4.5%	
Wide-Body Aircraft					
 A300	4	3	0.2%	0.1%	
 A330	12	1	0.5%	0.0%	
 A340	5	2	0.2%	0.1%	
 A350	1	0	0.0%	0.0%	
 A380	0	0	0.0%	0.0%	
 B747	26	9	1.1%	0.4%	
 B767	25	7	1.1%	0.3%	
 B777	60	12	2.6%	0.5%	
 B787	21	3	0.9%	0.1%	
 DC10	3	1	0.1%	0.0%	
 MD11	2	1	0.1%	0.0%	
Subtotal	159	39	6.9%	1.7%	
General Aviation	24	1	1.0%	0.0%	
Total	2,326	228	100%	10%	