















































Aircraft		Average Operations Per Day (All Hours)	Average Operations Per Night (10 p.m. - 7 a.m.)	Percent of Total (All Hours)	Percent of Total (10 p.m. - 7 a.m.)	Percentage of Total
<b>Regional Aircraft</b>						Day <span style="color: yellow;">■</span> Night <span style="color: blue;">■</span>
	CRJ200/700/900	191	14	23.8%	1.7%	
	E135/E145	105	9	13.1%	1.1%	
	E170/E175	130	5	16.2%	0.6%	
	E190	1	0	0.1%	0.0%	
	C208/C402	14	1	1.7%	0.1%	
<b>Subtotal</b>		<b>441</b>	<b>29</b>	<b>55.0%</b>	<b>3.6%</b>	
<b>Narrow-Body Aircraft</b>						
	A220	4	0	0.5%	0.0%	
	A319/320/321	99	9	12.3%	1.1%	
	B717	6	1	0.7%	0.1%	
	B737	110	10	13.7%	1.2%	
	B757	11	1	1.4%	0.1%	
	MD80	0	0	0.0%	0.0%	
	MD90	0	0	0.0%	0.0%	
<b>Subtotal</b>		<b>230</b>	<b>21</b>	<b>28.7%</b>	<b>2.6%</b>	
<b>Wide-Body Aircraft</b>						
	A300	5	3	0.6%	0.4%	
	A330	2	0	0.2%	0.0%	
	A340	0	0	0.0%	0.0%	
	A350	1	0	0.1%	0.0%	
	A380	0	0	0.0%	0.0%	
	B747	37	14	4.6%	1.7%	
	B767	14	8	1.7%	1.0%	
	B777	41	8	5.1%	1.0%	
	B787	12	1	1.5%	0.1%	
	DC10	4	1	0.5%	0.1%	
	MD11	6	2	0.7%	0.2%	
<b>Subtotal</b>		<b>122</b>	<b>37</b>	<b>15.2%</b>	<b>4.6%</b>	
<b>General Aviation</b>		<b>9</b>	<b>1</b>	<b>1.1%</b>	<b>0.1%</b>	
<b>Total</b>		<b>802</b>	<b>88</b>	<b>100%</b>	<b>11%</b>	