




















| Aircraft | Average Operations Per Day (All Hours) | Average Operations Per Night (10 p.m. - 7 a.m.) | Percent of Total (All Hours) | Percent of Total (10 p.m. - 7 a.m.) | Percentage of Total |
|---|--|---|------------------------------|-------------------------------------|---------------------|
| Regional Aircraft | | | | | |
|  CRJ200/700/900 | 167 | 6 | 23.5% | 0.8% | |
|  E135/E145 | 72 | 5 | 10.1% | 0.7% | |
|  E170/E175 | 138 | 2 | 19.4% | 0.3% | |
|  E190 | 1 | 0 | 0.1% | 0.0% | |
|  C208/C402/P212 | 15 | 1 | 2.1% | 0.1% | |
| Subtotal | 393 | 14 | 55.2% | 2.0% | |
| Narrow-Body Aircraft | | | | | |
|  A220 | 4 | 0 | 0.6% | 0.0% | |
|  A319/320/321 | 83 | 3 | 11.7% | 0.4% | |
|  B717 | 6 | 1 | 0.8% | 0.1% | |
|  B737 | 74 | 5 | 10.4% | 0.7% | |
|  B757 | 3 | 1 | 0.4% | 0.1% | |
| Subtotal | 170 | 10 | 23.9% | 1.4% | |
| Wide-Body Aircraft | | | | | |
|  A300 | 6 | 3 | 0.8% | 0.4% | |
|  A330 | 3 | 0 | 0.4% | 0.0% | |
|  A350 | 2 | 1 | 0.3% | 0.1% | |
|  B747 | 37 | 13 | 5.2% | 1.8% | |
|  B767 | 14 | 7 | 2.0% | 1.0% | |
|  B777 | 47 | 10 | 6.6% | 1.4% | |
|  B787 | 21 | 3 | 2.9% | 0.4% | |
|  DC10 | 2 | 1 | 0.3% | 0.1% | |
|  MD11 | 5 | 2 | 0.7% | 0.3% | |
| Subtotal | 137 | 40 | 19.2% | 5.6% | |
| General Aviation | 12 | 1 | 1.7% | 0.1% | |
| Total | 712 | 65 | 100% | 9% | |