
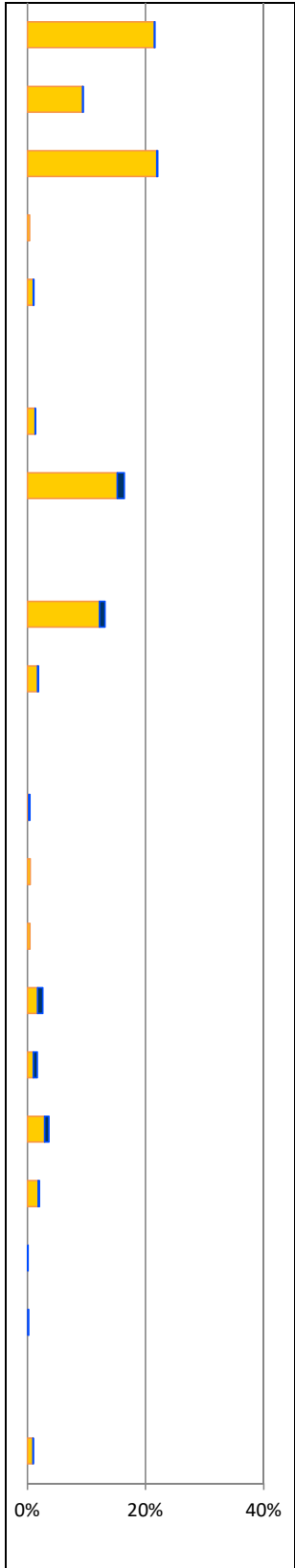




















Aircraft	Average Operations Per Day (All Hours)	Average Operations Per Night (10 p.m. - 7 a.m.)	Percent of Total (All Hours)	Percent of Total (10 p.m. - 7 a.m.)	Percentage of Total
Regional Aircraft					
 CRJ200/700/900	298	2	21.6%	0.1%	
 E135/E145	130	1	9.4%	0.1%	
 E170/E175	304	2	22.0%	0.1%	
 E190	5	0	0.4%	0.0%	
 Turboprop Aircraft ¹	15	1	1.1%	0.1%	
Subtotal	752	6	54.5%	0.4%	
Narrow-Body Aircraft					
 A220	19	1	1.4%	0.1%	
 A319/320/321	226	16	16.4%	1.2%	
 B717	0	0	0.0%	0.0%	
 B737	181	13	13.1%	0.9%	
 B757	26	2	1.9%	0.1%	
Subtotal	452	32	32.8%	2.2%	
Wide-Body Aircraft					
 A300	6	3	0.4%	0.2%	
 A330	7	0	0.5%	0.0%	
 A350	6	0	0.4%	0.0%	
 B747	36	12	2.6%	0.9%	
 B767	23	9	1.7%	0.7%	
 B777	50	10	3.6%	0.7%	
 B787	28	3	2.0%	0.2%	
 DC10	2	1	0.1%	0.1%	
 MD11	3	2	0.2%	0.1%	
Subtotal	161	40	11.7%	2.9%	
General Aviation	14	1	1.0%	0.1%	
Total	1,379	79	100%	6%	

Note 1: Turboprop Aircraft represents all turboprop aircraft types.