

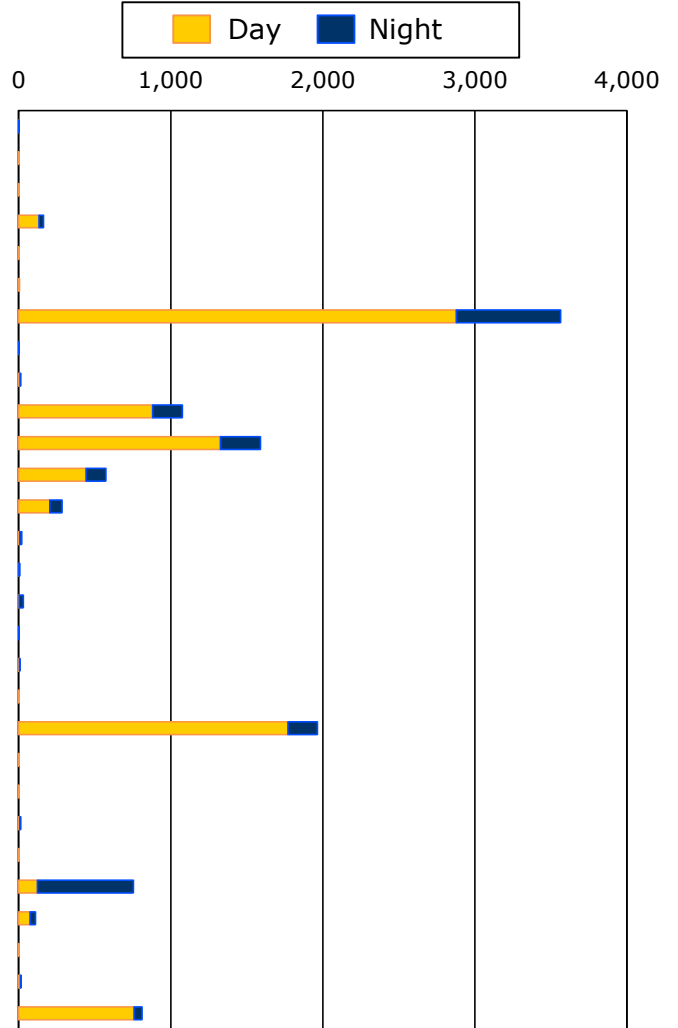
Noise Complaint Report

Chicago O'Hare International Airport
 Period: February 2014



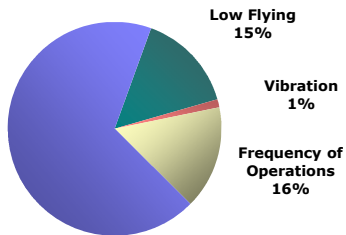
Monthly Complaints by Community¹

Community	Complaints		Complainants	
	All Hours	Nighttime	All Hours	Nighttime
Addison	2	1	2	1
Arlington Heights	1	--	1	--
Aurora	1	--	1	--
Bensenville	164	29	20	7
Berkeley	1	--	1	--
Bloomington	6	--	1	--
Chicago ²	3,563	685	238	125
Ward 36	4	2	4	2
Ward 38	14	5	6	3
Ward 39	1,077	195	41	26
Ward 41	1,589	261	105	49
Ward 45	574	131	38	20
Ward Other	285	79	24	13
Ward Unknown	20	12	20	12
Elk Grove Village	7	5	3	2
Elmhurst	30	27	30	27
Franklin Park	3	3	3	3
Harwood Heights	7	2	5	2
Hillside	4	--	1	--
Itasca ³	1,964	193	3	2
Kildeer	2	--	2	--
Lake Barrington	4	--	1	--
Mount Prospect	15	8	1	1
Niles	1	--	1	--
Norridge ⁴	755	631	13	8
Park Ridge	111	36	37	11
Schaumburg	2	--	2	--
Schiller Park	17	6	14	4
Wood Dale ⁵	812	54	25	14
February 2014 Total	7,472	1,086	210	107
Previous Month Total	6,321	1,513	462	200



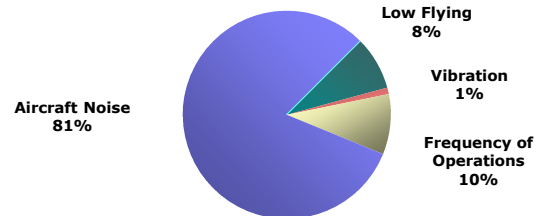
Nature of Noise Complaints

All Hours



Nature of Noise Complaints

Nighttime - 10:00 p.m. - 7:00 a.m.



¹ Complaints made within the State of Illinois.

² 2,086 of 3,563 complaints in Chicago are from 5 addresses.

³ 1,962 of 1,964 complaints in Itasca are from 1 address.

⁴ 636 of 755 complaints in Norridge are from 1 address.

⁵ 561 of 812 complaints in Wood Dale are from 1 address.